

# GearEngineer **Spiral Bevel Gears**

## Calculation of Zyκλο-Palloid® Spiral Bevel Gears

### DEPO GearEngineer

- Extension Module: For calculation of Zyκλο-Palloid® bevel gears; the calculation modules **Cylindrical Gears and Bevel Gears** are required.
- Language: The software is available in German and English.
- Output Format: Output format for the 3D gear-tooth geometry is STEP/IGES.
- Documentation: A calculation report provides all detailed results, input values and figures. The calculation report is available in HTML and PDF format.
- Manual / Help: The integrated manual includes general and technical information.
- Software Protection: In general, the software is protected by an USB device.

### Feature Overview

- Geometry of Zyκλο-Palloid® spiral bevel gears according to Klingelberg KN 3028 / ISO 23509
- Klingelberg bevel gears: tip cone, root cone and reference cone are parallel (constant tooth depth)
- Consideration of profile shift and thickness modification
- Bevel gear pairs with shaft angle = 90°, without offset
- Tool data can be specified individually
- Calculation of transverse contact ratio, overlap contact ratio and total contact ratio based on virtual spur gear toothing
- Turning dimensions with lengths of cone and angles, calculation and direct input of mounting distance
- Suggestions for backlash according to Klingelberg or Niemann, backlash can be defined individually
- Determination of the tooth depth, tooth thickness and chordal tooth thickness
- Allowances according to DIN 3965 for deviations of several parameters; shaft angle and deviation of axis intersection
- Consideration of crowning and profile crowning
- Load capacity calculation according to ISO 10300 with integrated material and lubricant database
- Detailed calculation report in HTML and PDF format
- Output of CAD data: 3D STEP/IGES

## Software Maintenance and Update Service

The software maintenance is necessary. In addition to updates and service packs, the software maintenance includes hotline support by phone, fax, e-mail and web meeting.

A password-protected download center provides updates and service packs and contains adjustments to newer operating system versions as well as enhancements due to further developments of the software module.

The user can subscribe to a mailing list to receive an automatic notification when important updates are available.

## On-Site Software Training Courses and Software Introduction




- Introduction, basic skills, individual settings, design strategies and other main topics in coordination with the user
- Course duration: 1 day, on-site (charges and travel expenses are not included)

## System Requirements

- The calculation modules **Cylindrical Gears and Bevel Gears** are required.
- WIN 2000, XP, VISTA or WIN 7
- JAVA 1.6
- USB port
- Web browser (Internet Explorer or Mozilla Firefox)



Awarded with  
MM Award at  
AMB 2010



**Please feel free to contact us for individual enhancements and further types of gears!**

### **GWJ Technology GmbH**

Rebenring 31  
D-38106 Braunschweig, Germany  
Tel.: +49 (0) 531 / 129 399-0, Fax: +49 (0) 531 / 129 399-29  
Email: info@gwj.de, Web: www.gwj.de